

OPTICS

Chip-based laser with 1-hertz integrated linewidth

Joel Guo^{1†}, Charles A. McLemore^{2,3†}, Chao Xiang¹, Dahyeon Lee^{2,3}, Lue Wu⁴, Warren Jin¹, Megan Kelleher^{2,3}, Naijun Jin⁵, David Mason⁵, Lin Chang¹, Avi Feshali⁶, Mario Paniccia⁶, Peter T. Rakich⁵, Kerry J. Vahala⁴, Scott A. Diddams^{2,3,7}, Franklyn Quinlan^{2,3*}, John E. Bowers^{1*}

Lasers with hertz linewidths at time scales of seconds are critical for metrology, timekeeping, and manipulation of quantum systems. Such frequency stability relies on bulk-optic lasers and reference cavities, where increased size is leveraged to reduce noise but with the trade-off of cost, hand assembly, and limited applications. Alternatively, planar waveguide-based lasers enjoy complementary metal-oxide semiconductor scalability yet are fundamentally limited from achieving hertz linewidths by stochastic noise and thermal sensitivity. In this work, we demonstrate a laser system with a 1-s linewidth of 1.1 Hz and fractional frequency instability below 10^{-14} to 1 s. This low-noise performance leverages integrated lasers together with an 8-ml vacuum-gap cavity using microfabricated mirrors. All critical components are lithographically defined on planar substrates, holding potential for high-volume manufacturing. Consequently, this work provides an important advance toward compact lasers with hertz linewidths for portable optical clocks, radio frequency photonic oscillators, and related communication and navigation systems.

INTRODUCTION

Narrow-linewidth, frequency-stable lasers are essential in precision photonic microwave oscillators and atomic systems including atomic clocks, gyroscopes, and sensors. In particular, for atomic clocks, they are necessary for cooling, trapping, and probing an atomic species (1, 2). In this arena, the state of the art has demonstrated laser linewidth below 10 mHz and instability as low as 4×10^{-17} (3). However, such remarkable performance requires systems of considerable size, complexity, and even cryogenic temperatures, all of which restrict their application to laboratory settings. As the application space evolves, there is increasing interest in, and need for, field deployment of atom-based systems (4–6). Similarly, state-of-the-art low-noise microwave oscillators based on cryogenic sapphire resonators take advantage of their higher quality factor (Q) at ultralow temperatures (7) but at the cost of restricting the range of operational environments. An alternative method of generating low-noise microwaves at room temperature is by optical frequency division (OFD) (8). OFD takes advantage of higher Q 's of optical resonators and converts stability in the optical domain down to the radio frequency (RF) domain via photodetection of a frequency comb. By stabilizing the comb to a narrow-linewidth laser, the stability of the optical reference is transferred to the photodetected microwave signal, and the phase noise is divided down significantly below what commercially available microwave oscillators can produce. However, the best OFD systems also rely on bulk-optic lasers and cavities (9), impeding the advancement of field applications requiring extraordinarily low microwave phase noise.

As the need for ultrastable optical and microwave sources and atomic systems grows, integrated lasers and photonic circuits provide a compelling path toward a system-level integration. This vision combines active (lasers, modulators, and detectors), passive (filters and off-chip coupling), and nonlinear elements (frequency combs and frequency converters) while maintaining small overall volume (10–17). In addition, heterogeneous silicon photonics offers a path toward realizing ultrastable, high-precision laser performance in a compact and mobile platform and has demonstrated tremendous scalability with 300-mm wafer-scale fabrication of photonic transceivers at terabits per second for data center applications (18–20). Silicon nitride (Si_3N_4) photonics adds even more functionality, taking advantage of complementary metal-oxide semiconductor (CMOS) compatibility, wide bandgap, and low-loss integrated waveguides (21, 22). Si_3N_4 -based lasers have especially leveraged low loss (10, 23–25) and have demonstrated coherence on par with commercial fiber lasers (26). However, they are ultimately limited by thermo-refractive noise (TRN), which has kept the fractional frequency instability of planar waveguide and solid dielectric resonators above the 10^{-13} level typical of quartz oscillators (27).

In the experiments reported here, we demonstrate a laser using planar microfabricated critical components and exhibiting an integrated linewidth at the 1-Hz level—a value compatible with the performance requirements of compact optical clocks and low-noise RF photonic oscillators. The frequency noise at 1-Hz offset is suppressed by 11 orders of magnitude from that of the free-running diode laser down to the cavity thermal noise limit near $1 \text{ Hz}^2/\text{Hz}$, decreasing to $10^{-3} \text{ Hz}^2/\text{Hz}$ at 4-kHz offset. The corresponding frequency instability of the laser is below 1×10^{-14} for averaging times between 1 ms and 1 s, which is significantly below that of the best quartz oscillators (28). We overcome TRN limits inherent in planar and other solid dielectric reference cavities by joining a microfabricated laser and vacuum-gap Fabry-Perot (FP) reference cavity. We lock our integrated self-injection locked (SIL) laser with the Pound-Drever-Hall (PDH) technique to an 8-ml vacuum-gap cavity (29) formed from lithographically fabricated micromirrors with large, user-defined radius of curvature, pristine surface quality, and high finesse (30). In contrast to planar waveguide and solid dielectric

¹Department of Electrical and Computer Engineering, University of California, Santa Barbara, Santa Barbara, CA 93106, USA. ²National Institute of Standards and Technology, 325 Broadway, Boulder, CO 80305, USA. ³Department of Physics, University of Colorado Boulder, 440 UCB Boulder, CO 80309, USA. ⁴T. J. Watson Laboratory of Applied Physics, California Institute of Technology, Pasadena, CA 91125, USA. ⁵Department of Applied Physics, Yale University, New Haven, CT 06520, USA. ⁶Anello Photonics, Santa Clara, CA, USA. ⁷Department of Electrical, Computer, and Energy Engineering, University of Colorado Boulder, 425 UCB, Boulder, CO 80309, USA.

*Corresponding author. Email: franklyn.quinlan@nist.gov (F.Q.); jbowers@ucsb.edu (J.E.B.)

†These authors contributed equally to this work.

resonators, the optical mode in a vacuum-gap cavity only interacts with matter at the coated dielectric mirror surfaces; by limiting this interaction to the mirrors, we reduce the influence of stochastic fluctuations and thermal sensitivity inherent to all matter at finite temperatures and achieve an extremely low thermal noise floor. Similarly, compact reference cavities have demonstrated excellent frequency stability but lack a path to scalability and integration (31–36). On the other hand, integrated planar waveguide devices have demonstrated a clear path to efficient scalability but suffer from higher frequency noise inherent to the waveguide medium (25). By using lithographically fabricated micromirrors in our cavity, we capitalize on the noise performance of vacuum-gap systems while introducing parallel manufacturability previously reserved for planar waveguide systems. The performance of our cavity-stabilized laser is therefore unprecedented in chip-based devices, yielding a 1.1-Hz linewidth at 1 s, frequency noise following the cavity noise floor down to 10^{-3} Hz²/Hz at kilohertz offsets, and Allan deviation better than 10^{-14} averaged out to 1 s. With such scalable components, we bridge the gap between silicon photonics and the laser performance required to provide new opportunities for applications in high-precision GPS-free positioning, navigation, and timing; next-generation radar; and commercial 5G communications.

Figure 1A shows images of the critical components used for the experiment. The pump source is a fully integrated and electrically driven heterogeneous III-V/Si/Si₃N₄ laser, fabricated via wafer bonding on a 100-mm wafer (23, 37). With a 20-mm-long Si₃N₄ extended distributed Bragg reflector (E-DBR) fully integrated into the laser cavity, the laser exhibits an instantaneous linewidth of 400 Hz with an on-chip output power over 10 mW (23). Because of the narrowband feedback of the E-DBR, the instantaneous linewidth corresponding to the white frequency noise floor is significantly reduced

(Fig. 1B) compared to that of a solitary gain section laser typical of monolithic III-V distributed feedback (DFB) lasers (38).

For further noise suppression, the E-DBR laser was edge-coupled and self-injection-locked to a high-Q Si₃N₄ spiral resonator on a separate chip (23, 26). In this scheme, resonant backward Rayleigh scattering is fed back to the laser, which suppresses the frequency noise at offset frequencies within the resonance linewidth (Fig. 1B2) (39–41). The noise reduction is proportional to Q^2 up to the TRN limit, which depends on the modal volume (27). With a measured loaded Q of 126 million and free spectral range (FSR) of 135 MHz, the resonator used for this experiment provides frequency noise superior to that of a commercial fiber laser (26). Subsequently, our experiment also demonstrates the viability and advantage of using integrated lasers over fiber lasers in terms of size, integration, and noise performance. These resonators were fabricated on a 200-mm substrate in a CMOS foundry and feature the same cross-sectional waveguide geometry as the Si₃N₄ waveguide in the laser, yielding high modal overlap (10, 23).

The final component to improve noise suppression is a vacuum-gap microfabricated FP (μ -FP) cavity (29) constructed with a lithographically defined micromirror (30). Microfabrication allowed curved mirrors to be etched on a fused silica substrate that was then optical contact-bonded to a 10-mm-long, 25.4-mm-diameter-wide ultralow expansion (ULE) glass spacer; a fused silica flat mirror was bonded on the opposite side of the ULE spacer. Both mirrors are coated with a highly reflective (>99.999%) dielectric stack. The resultant cavity features a finesse of 920,000 (Q of 11.8 billion) and a linewidth of 16 kHz. High finesse is essential for stabilizing light at the thermal noise floor of the cavity, as finesse directly constrains the maximum achievable discriminator slope used in PDH locking (42). The overall cavity volume is 8 ml; while a small cavity volume

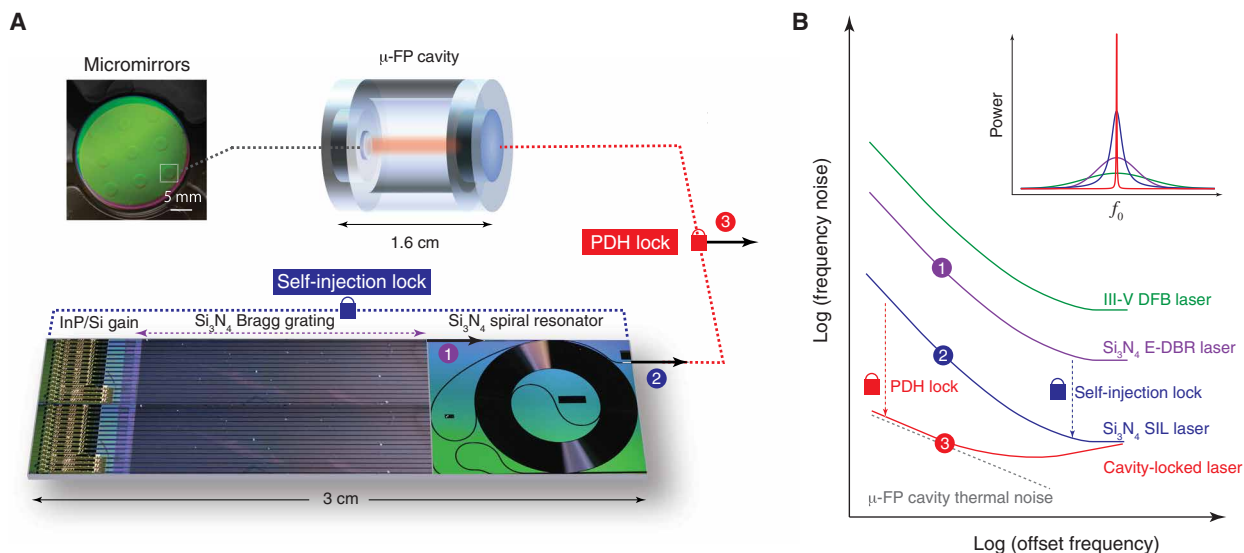


Fig. 1. Critical components and frequency noise reduction concept of our cavity-stabilized laser. (A) Images of the chip-scale components used in this work, including the laser, spiral resonator, and cavity micromirrors. (B) Concept frequency noise and linewidth reduction from each stage of feedback. The laser source consists of an electrically driven, heterogeneous III-V/Si/Si₃N₄ laser (1), featuring a narrowband integrated Si₃N₄ extended distributed Bragg reflector (E-DBR), which significantly reduces its white frequency noise floor from that of a monolithic III-V DFB (23). Self-injection locking to a high-Q Si₃N₄ spiral resonator further suppresses the frequency noise (2), ultimately limited by TRN (10, 26). Subsequent PDH locking to a high-finesse, microfabricated vacuum-gap cavity (29, 30) overcomes these limits, markedly reducing the noise down to the cavity thermal noise floor at offsets within the servo bandwidth (3). In contrast to bulk-optic lasers and cavities, our laser's critical components are lithographically defined, showing great promise for wafer-level scalability.

is essential for integrated systems, it has the additional benefit of reducing the cavity's sensitivity to external vibrations (43). With careful cavity design and isolation (details in Materials and Methods), we simulate a frequency noise floor of $0.72/f \text{ Hz}^2/\text{Hz}$ (phase noise floor of $-4.4/f^3 \text{ dBc}/\text{Hz}$) and observe a cavity drift of a few hertz per second or better over multiple hours.

RESULTS

To stabilize the laser frequency, the E-DBR laser wavelength is first tuned by current and temperature to match the nearest μ -FP resonance. Figure 2 displays a tuning map of the E-DBR laser frequency with drive current and temperature. Once the laser and μ -FP are aligned, the spiral resonator is also thermally tuned to self-injection lock the E-DBR laser at the same frequency and to passively stabilize the laser. For further PDH locking, the SIL laser is fiber-coupled and stabilized to the μ -FP with an acousto-optic modulator (AOM) as the frequency actuator. Figure 3A shows the laser stabilization and measurement setup. Further details are presented in Materials and Methods.

Frequency noise measurements are taken to compare self-injection locking to resonators with different Q 's and to compare with servo locking (details in Materials and Methods). Figure 3B shows the frequency noise power spectral density (PSD) of the E-DBR laser free-running and self-injection locked to resonators with measured Q 's and FSRs of 30 million at 5 GHz and 151 million at 135 MHz. Dependence of the TRN floor on modal volume (inversely proportional to FSR) of these resonators has been previously shown, as well as greater noise reduction with higher Q (10, 26). $1/f$ Noise dominates at low offsets (44). The SIL laser using the 135-MHz FSR spiral resonator exhibits a hertz-level instantaneous linewidth and is used for subsequent PDH locking. Its frequency noise is shown as the bottom trace in Fig. 3B and the top trace in Fig. 3C.

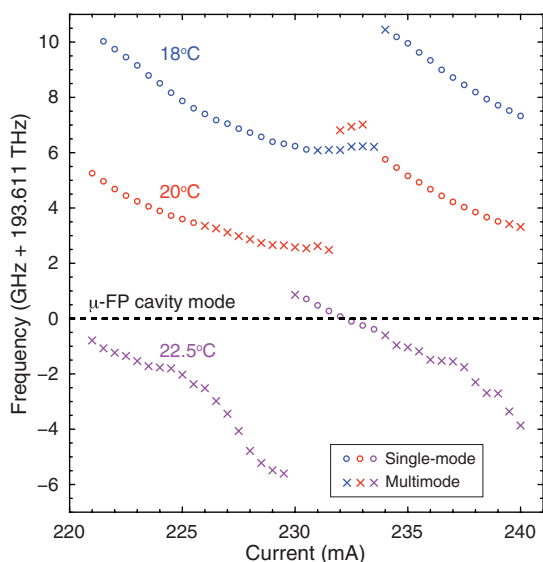


Fig. 2. E-DBR laser frequency tuning map. The laser current and temperature are tuned across single- and multimode regimes. The laser is tuned to ~ 232 mA and 22.5°C so that it operates in a single mode at a μ -FP cavity resonance. Laser frequency tuning over half the 15-GHz μ -FP FSR ensures that a μ -FP resonance can always be reached, given arbitrary frequency alignment of the laser and μ -FP cavity.

Figure 3C shows the frequency noise of the SIL laser PDH-locked to the μ -FP cavity. The measured noise follows the simulated cavity thermal floor closely out to kilohertz offsets, where the PDH-lock residual noise begins to take over (taken from the PDH servo in-loop error signal PSD). This diagnostic indicates that, below kilohertz offsets, due to the stability of the SIL laser, the feedback loop can provide sufficient gain to lock to cavities with even lower noise floors. However, at offsets above 10 kHz, the feedback gain and phase begin to roll off. The phase roll-off is likely limited by the voltage controlled oscillator (VCO) that drives the AOM, and a servo bump of 222 kHz is confirmed by turning up the servo proportional gain until oscillations are induced in the PDH signal. At even higher offset frequencies, the cross-spectrum data start to become average-limited.

A distinct benefit of using our integrated SIL laser over a commercial fiber laser (besides the $>10\times$ smaller volume) is the lower frequency noise at high offsets. In atomic clock applications, the high offset noise can manifest via aliasing, which becomes increasingly critical at longer atom interrogation times (1, 2). In the case of PDH locking to our μ -FP with our SIL laser versus with a low-noise commercial fiber laser, there is up to a 10-dB difference in frequency noise at offset frequencies between 1 kHz to 1 MHz, despite the feedback loop roll-off (29). Even lower high offset frequency noise can be obtained by using the drop port of the spiral resonator, which itself acts as a low-pass filter (10, 26). Thus, these results demonstrate that our SIL laser can replace fiber lasers in high-finesse cavity locks, with even better performance at high offset frequencies.

To preserve the hertz-level instantaneous linewidth of the SIL laser, greater feedback loop bandwidth is necessary. An electro-optic modulator (EOM) can be used as a frequency actuator with high derivative gain to enable frequency noise suppression out to multi-megahertz offsets (45). Regardless, by PDH locking the SIL laser, the frequency noise is reduced over six, six, and three orders of magnitude at 1-Hz, 100-Hz, and 10-kHz offsets, respectively. The corresponding phase noise at 100-Hz and 10-kHz offsets is about -65 and $-106 \text{ dBc}/\text{Hz}$, respectively, with a phase noise floor below $-115 \text{ dBc}/\text{Hz}$. In a self-referenced OFD scheme, our laser can support 10-GHz microwave generation with phase noise of $-150 \text{ dBc}/\text{Hz}$ at 100-Hz offset; we note, however, that the microwave phase noise floor is likely to be limited by photodetection rather than the laser phase noise floor (46).

In addition to frequency noise, the integrated laser linewidth is an important performance metric, particularly for spectroscopy of narrow atomic transitions. Estimating linewidth from frequency noise typically hinges on simplified assumptions of the PSD shape. We use two common definitions to estimate the integrated linewidth. The first estimation defines a β -separation line to separate high- and low-modulation index areas in the frequency noise PSD, which distinguishes contributions to the linewidth versus the wings of the lineshape (47). In our calculation, the frequency noise is integrated from 1 Hz out to the intersection with the β -separation line, yielding an integrated linewidth of 2.5 Hz on the time scale of 1 s. This likely represents an upper limit given the sparse sampling of the frequency noise spectrum near 1 Hz. Using this same method, the calculated integrated linewidths from the SIL laser and free-running E-DBR are 8.7 kHz and 1.4 MHz, respectively.

Another method for estimating linewidth integrates the phase noise from high offset frequencies (short time scales) down to lower offset frequencies (up to longer time scales) until the integral exceeds $1/\pi \text{ rad}^2$ (41, 48). The corresponding offset frequency is defined as

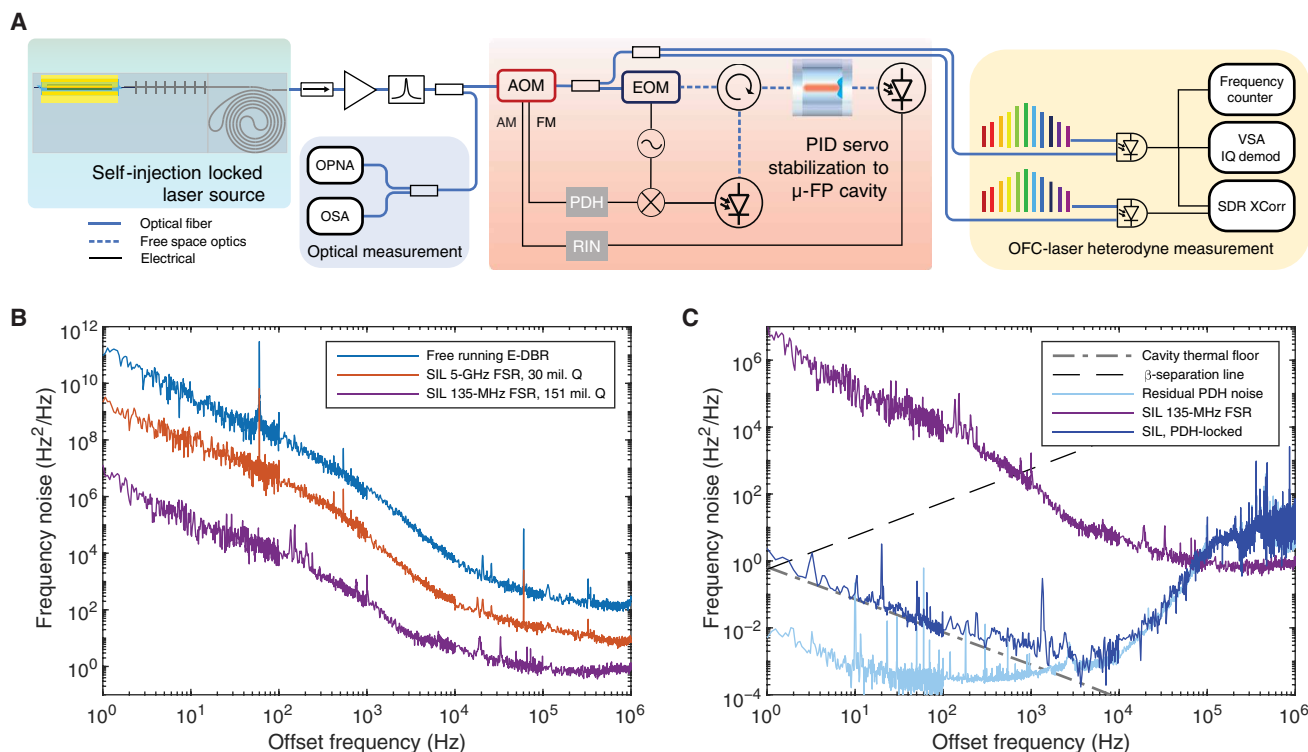


Fig. 3. Setup and frequency noise. (A) The SIL laser output is split for optical spectrum analyzer (OSA) and frequency noise measurement with the optical phase noise analyzer (OPNA). Frequency and amplitude modulation (FM and AM) signals from the PDH and relative intensity noise (RIN) lock servos, respectively, drive the acousto-optic modulator (AOM) to stabilize the SIL laser light. The resulting frequency noise, spectral lineshape, and Allan deviation are measured via heterodyne with a stabilized frequency comb. Two beat notes via separately stabilized combs are sampled for cross-correlation, providing greater measurement sensitivity above 1-kHz offset. (B) Frequency noise spectrum of the E-DBR laser free-running and SIL, showing higher noise reduction by locking to a resonator with higher Q. (C) Frequency noise spectrum of the best SIL and PDH-locked laser, revealing limits of the cavity thermal floor and residual PDH noise. The β -separation line shows the intersection with the frequency noise, used to estimate the integrated linewidth.

the linewidth. Cutoffs of 1 or π^2 rad² have also been previously defined, corresponding to an accumulated root mean square phase deviation exceeding 1 radian or half a cycle, respectively (3). In our case, all give values on the same order. Using a cutoff of $1/\pi$ rad², we obtain linewidths of 8.9 kHz (free-running), 620 Hz (SIL), and 1.3 Hz (PDH). The disagreement between the β -separation line and phase integration methods in the free-running and SIL laser cases highlights the estimation oversimplification for nontrivial frequency noise PSD (25, 49). However, in the case of our cavity-locked laser, these estimations agree on hertz-level linewidth. Yet, another way to estimate linewidth is by measuring the width and shape of the power spectrum via heterodyne with a source having narrower linewidth. Figure 4A shows an RF beat spectrum measured with 500-mHz resolution bandwidth on the vector spectrum analyzer (VSA). Fitting the data and integrating the power reveal that 79% of the power falls within a Gaussian with a full width at half maximum of 1.1 Hz.

The Allan deviation is a measure of fractional frequency stability $\delta f/f$ as a function of averaging time. This is shown in Fig. 4B, calculated for short averaging times by integrating the cross-spectrum frequency noise from 250 mHz to 10 kHz (41). For longer averaging times, frequency counter data (0.1-s gate time) are converted into Allan deviation with and without removal of a linear drift of 2.8 Hz/s. Comparison of these two datasets around 200-ms averaging time shows good agreement, yielding a fractional frequency instability better than 10^{-14} from 1 ms to 1 s of averaging after drift removal.

The result is an order of magnitude lower than what has been reported for the best integrated planar waveguide, fiber, and compact solid dielectric cavities (25, 31, 32, 41, 50, 51), illustrating the clear advantage of our miniaturized vacuum-gap approach (29). With a 1-s fractional frequency instability of 10^{-14} and 1.1-Hz linewidth, our cavity-stabilized laser is capable of probing comparable 1-Hz atomic lines on the 1-s time scale and faster (1, 2).

DISCUSSION

In summary, we report a cavity-stabilized laser using a planar semiconductor laser and lithographically formed micromirrors, with a linewidth of 1.1 Hz on time scales of 1 s, a frequency noise floor of 10^{-3} Hz²/Hz at kilohertz offsets, and a fractional frequency instability of sub- 10^{-14} averaged out to 1 s. Compared to the free-running laser, the PDH-locked SIL laser exhibits 11 orders of magnitude frequency noise reduction at 1-Hz offset. All critical components are lithographically manufactured devices with wafer-level scalability. The microfabricated mirrors used in this μ -FP cavity highlight a path toward parallel fabrication of high-finesse reference cavities, and the small size of the micromirrors also allows for greater miniaturization of cavities in the future. In addition, because our pump laser and spiral resonator share the same Si₃N₄ cross-sectional geometry, full integration of a heterogeneous SIL laser is straightforward. Full integration not only reduces the laser-resonator coupling loss but

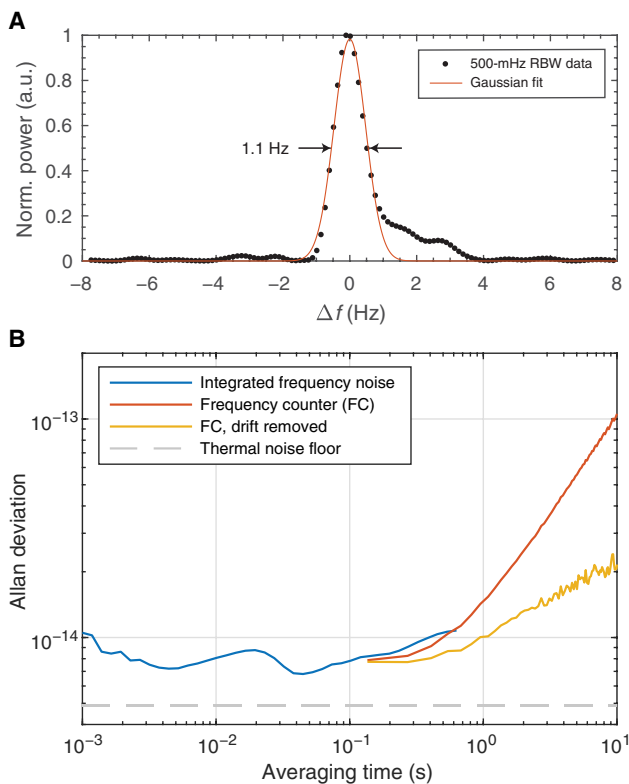


Fig. 4. RF spectrum and Allan deviation. (A) A 500-mHz resolution bandwidth (RBW) RF spectrum of the laser heterodyne beat. A Gaussian fit reveals a 1.1-Hz full width at half maximum, with 79% of the power falling within the Gaussian. a.u., arbitrary units. (B) Allan deviation taken by converting cross-spectrum frequency noise (integrated from 250 MHz to 10 kHz) for shorter averaging times and by frequency counter (0.1-s gate time) for longer averaging times. Frequency counter data with removal of a linear drift of 2.8 Hz/s reveal a fractional frequency stability of 10^{-14} averaged out to 1 s.

also provides flexibility for on-chip semiconductor optical amplifier (SOA) integration to reach the output powers necessary for the aforementioned applications (52). Adjusting the laser grating strength can also increase the output power (23). Last, integrated heaters can be deposited above the spiral resonator cladding, such that the SIL laser is made frequency agile (53).

While these results were obtained with the μ -FP cavity separately housed, with our use of planar fabrication for key components, we foresee a path toward full integration. The AOM used in the PDH frequency lock may be eliminated in favor of thermal tuning of the SIL laser for slow, large dynamic range feedback and EOM actuation for high-speed control (45). The flexibility of the heterogeneous silicon photonics platform is well established, and future fully integrated III-V/Si/Si₃N₄ photonic circuits can include modulators and detectors to enable integrated PDH lock capabilities (54). Passively held high vacuum in millimeter-scale laser-cooled atomic systems has been demonstrated (55), and we believe that this can be adapted for vacuum-gap μ -FP cavities. The laser and spiral resonator now require a packaging volume of less than 50 ml, and we envision a customized heat shield and vacuum housing for the μ -FP cavity of less than 100 ml; these are both over an order of magnitude smaller in volume compared to the previously discussed 900-ml commercial fiber laser (29) and a 2.5-liter aluminum vacuum chamber housing for a comparable 52 ml compact cavity with an Allan deviation of

7.5×10^{-15} out to 1 s (34), respectively. As with all such ultrastable lasers, compact and robust vibration suppression is critical for operation outside a laboratory environment (56) and will require further investigation. Real-time feedforward cancellation of inertial forces has been demonstrated using accelerometers and gyroscopes positioned around the cavity and could be similarly applied to replace our vibration isolation table in a compact form factor (57). For further integration, coupling to the μ -FP cavity from a planar waveguide circuit via bonding could be achieved with metasurfaces and grating couplers, similar to those used successfully in atomic systems (16, 17); alternatively, the cavity could be edge-coupled to the photonic circuit with a gradient index lens.

In conclusion, with recent advances in wafer-scale heterogeneously integrated Si₃N₄-based lasers and compact chip-based μ -FP cavities, extremely narrow integrated linewidth lasers can be demonstrated with small size and weight and with the capability to scale to mass production using CMOS fabrication facilities. Together with remarkable progress in photonic integration, our work illustrates a path to a compact hybrid-integrated, cavity-stabilized laser package with 1-Hz integrated linewidth for use in compact atomic clocks and low-noise RF photonic oscillators.

MATERIALS AND METHODS

E-DBR laser

The heterogeneous III-V/Si/Si₃N₄ E-DBR laser was fabricated using sequential wafer bonding and processing of silicon-on-insulator (SOI) and InP onto a 100-mm preprocessed Si₃N₄ wafer, with the lithographic alignment capabilities of a 248-nm-deep ultraviolet stepper (23). Ninety-nanometer-thick low-pressure chemical vapor deposition Si₃N₄ was etched and cladded with deuterated SiO₂ to form low-loss Si₃N₄ waveguides and gratings (58). After planarization of the oxide cladding by chemical-mechanical polishing, a 60 mm-by-60 mm SOI piece is then bonded, followed by substrate removal and Si processing to form the Si circuits. Cleaved InP-based multi-quantum well gain chiplets (grown on a 2-inch InP substrate) are then bonded, followed by substrate removal, III-V processing, oxide passivation, and metallization. The hybrid III-V/Si gain section is 1.5 mm long, and the 20-mm Si₃N₄ E-DBR is designed with a normalized grating strength κL_g of 1.75, resulting in a measured \sim 5-GHz reflection bandwidth and laser oscillation at 1548 nm. The E-DBR feedback strength necessary for laser oscillation is enabled by low-loss intracavity III-V/Si and Si/Si₃N₄ mode converters as well as the low-loss Si₃N₄ grating (37). This laser was diced and packaged together with a thermistor and thermoelectric cooler for edge coupling to the resonator chip.

Spiral resonator

The planar Si₃N₄ resonators are fabricated on 200-mm wafers at a CMOS foundry. The round-trip length of the spiral used for subsequent PDH locking is 1.41 m, taking up an area of 9.2 mm by 7.2 mm, limited by a 2-mm design minimum bend radius and 40- μ m waveguide pitch for a 100-nm-thick waveguide core (26). The loaded (intrinsic) Q is measured to be 126 (164) million, yielding an average propagation loss of 0.17 dB/m. These loss values are achieved by annealing at high temperatures over 1000°C to drive out residual hydrogen (10). After self-injection locking, the TRN-limited frequency noise is on par with that of commercial fiber lasers, which are typically necessary for PDH locking to ultrahigh-finesse cavities.

In the experiment, the spiral resonator is placed on a thermally controlled stage to shift the resonance frequencies, and the phase is controlled via piezoelectric control of the gap between chips.

μ -FP cavity

The micromirror fabrication process consisted of patterning three disks of photoresist onto a superpolished glass substrate, which was then exposed to a solvent vapor reflow. As the solvent vapor was absorbed into the photoresist, the photoresist disks were reshaped, producing a small dimple on the top of each. The parabolic shape of this dimple served as a template for a concave mirror, which was then transferred to the substrate through reactive ion etch (30). A single fused silica flat mirror forms the opposite mirror. After coating both mirror substrates with a highly reflective ($> 99.999\%$ at 1550 nm) dielectric stack, they are optical contact-bonded to opposite sides of a 10-mm-long, 25.4-mm-diameter-wide ULE glass spacer. With three concave micromirrors etched on one side, three distinct optical cavities were formed within a single test structure. For the locking experiment discussed here, only one optical mode is needed, so we use the micromirror with a 1.1-m radius of curvature, a finesse of 920,000 (Q of 11.8 billion), and a linewidth of 16 kHz (29). While the overall cavity volume is 8 ml, the cavity volume can be greatly reduced when constructed with only a single micromirror. Furthermore, the capability to fabricate multiple mirrors simultaneously on the same substrate could allow for the parallel manufacture of many single-micromirror cavities by bonding a substrate with an array of micromirrors, a spacer disk with a matching array of holes, and a flat mirror, then dicing the bonded stack.

The length stability of the cavity is dominated by Brownian fluctuations in the dielectric mirror coatings at short time scales and thermal drift at longer time scales, which we minimize through cavity design and environmental isolation. Leveraging the versatility of the micromirror fabrication technique, we maximize the micromirror radius of curvature, leading to a large spot size on both end mirrors and effectively averaging stochastic cavity length fluctuations over a greater area. Fused silica for the mirror substrates contributes to a low noise floor through the material's high mechanical Q , while the ULE spacer reduces temperature sensitivity of the cavity mode. To further suppress thermal-induced drifts, the μ -FP cavity is mounted in a custom heat shield inside a vacuum enclosure at 10^{-7} torr, while temperature feedback is applied to the outside of the vacuum enclosure to ensure stability over long time periods. The result of these design and isolation considerations is a fundamental frequency noise floor of roughly $0.72/f \text{ Hz}^2/\text{Hz}$ (phase noise floor of $-4.4/f^3 \text{ dBc}/\text{Hz}$) and long-term cavity drift of a few hertz or better over hour-long time periods.

Laser and spiral resonator tuning

As shown in Fig. 2, the laser frequency is tuned by varying the laser gain current and stage temperature. Single-mode and multimode states typical of DBR lasers are shown in each mode-hop tuning cycle, which were resolved with a high-resolution Apex optical spectrum analyzer (23). For multimode states, only the strongest lasing mode is shown. To achieve stable locks, the laser is tuned to a single-mode state. We operated the laser at $\sim 232 \text{ mA}$ and 22.5°C due to the high single-mode output power at a frequency overlapping the nearest μ -FP resonance. Sufficient tuning to cover over half the 15-GHz μ -FP FSR via temperature control is shown, ensuring that, given arbitrary frequency alignment of the laser and μ -FP cavity, a μ -FP resonance can always be reached. Once the laser frequency is

tuned to the μ -FP, the spiral resonator is cooled to $\sim 20.13^\circ\text{C}$ such that the resulting SIL laser frequency is centered on the μ -FP cavity resonance. With an FSR of 135 MHz and tuning rate of $\sim \text{GHz}/\text{K}$, only modest thermal tuning is necessary (10, 26). By placing the SIL laser setup in an enclosed box to shield from air currents, the SIL state is held for hours at a time.

Stabilization setup

As Fig. 3A depicts, the SIL laser is fiber-coupled, isolated, amplified from 1 to 12 mW with an SOA and filtered with a 1-nm optical band-pass filter. An AOM serves as the frequency actuator in the feedback loop, and PDH sidebands are added with an EOM. To interface the cavity, the EOM feeds to a free-space circulator and mode matching lens. After the AOM, the stabilized light is split off for measurement, leaving $\sim 500\text{-}\mu\text{W}$ incident on the cavity for locking. To reduce environmental noise, the cavity in its vacuum housing is mounted on an active vibration isolation platform inside a thermal and acoustic dampening enclosure. As in a typical PDH locking scheme, the sidebands mix with the carrier upon reflection from the cavity such that the optical phase is photodetected (42). An error signal is retrieved after demodulating with a mixer, which is then filtered by a proportional-integral-derivative (PID) control servo and fed back to a voltage-controlled oscillator to drive the AOM frequency. To further reduce frequency fluctuations below 1-kHz offsets, a relative intensity noise (RIN) servo is added to correct variations in the intracavity power. Optical intensity fluctuations in the cavity cause small shifts in the resonance frequency via local photothermal expansion in the mirrors, which have a small but finite absorption coefficient. Using the transmission detector to generate an error signal, the RIN servo applies amplitude modulation to the AOM RF power to stabilize the transmitted optical power.

Frequency noise measurement

Two separately verified methods for frequency noise measurement are used and shown in Fig. 3A. Frequency noise of the free-running and SIL laser were taken using an OE waves OE4000 optical phase noise analyzer, based on a fiber Mach-Zehnder interferometer frequency discriminator. After PDH locking to the μ -FP cavity, a heterodyne beat is taken between the laser and a home-built optical frequency comb (9), which is stabilized to a ytterbium lattice clock laser from an adjacent laboratory (59). The phase is extracted by in-phase/quadrature (IQ) demodulation using an Agilent HP 89441A VSA. The beat note is also used for frequency counter and spectral line-shape measurements. To enable higher measurement sensitivity at offset frequencies above 1 kHz, the stabilized light is split, sent along two physically separated fibers, and mixed with two independently stabilized frequency combs (9) so as to remove uncorrelated environmental and measurement noise, i.e., noise from the fibers or combs. The time-domain phase records of the two beat notes are simultaneously sampled at 2 megasamples per second by software-defined radio (SDR) and digitally cross-correlated (XCORR) to extract the common laser noise. In Fig. 3C, the VSA and cross-spectrum SDR data are stitched together at 100-Hz offset frequency.

REFERENCES AND NOTES

1. A. D. Ludlow, M. M. Boyd, J. Ye, E. Peik, P. O. Schmidt, Optical atomic clocks. *Rev. Mod. Phys.* **87**, 637–701 (2015).
2. M. M. Boyd, "High precision spectroscopy of strontium in an optical lattice: Towards a new standard for frequency and time," thesis, University of Colorado at Boulder (2007).

3. D. G. Matei, T. Legero, S. Häfner, C. Grebing, R. Weyrich, W. Zhang, L. Sonderhouse, J. M. Robinson, J. Ye, F. Riehle, U. Sterr, 1.5 μm lasers with sub-10 mhz linewidth. *Phys. Rev. Lett.* **118**, 263202 (2017).
4. G. Moody, V. J. Sorger, D. J. Blumenthal, P. W. Juodawlkis, W. Loh, C. Sorace-Agaskar, A. E. Jones, K. C. Balram, J. C. F. Matthews, A. Laing, M. Davanco, L. Chang, J. E. Bowers, N. Quack, C. Galland, I. Aharonovich, M. A. Wolff, C. Schuck, N. Sinclair, M. Lončar, T. Komljenovic, D. Weld, S. Mookherjee, S. Buckley, M. Radulaski, S. Reitzenstein, B. Pingault, B. Machielse, D. Mukhopadhyay, A. Akimov, A. Zheltikov, G. S. Agarwal, K. Srinivasan, J. Lu, H. X. Tang, W. Jiang, T. P. McKenna, A. H. Safavi-Naeini, S. Steinhauer, A. W. Elshaari, V. Zwiller, P. S. Davids, N. Martinez, M. Gehl, J. Chiaverini, K. K. Mehta, J. Romero, N. B. Lingaraju, A. W. Weiner, D. Peace, R. Cernansky, M. Lobino, E. Diamanti, R. Camacho, L. T. T. Vidarte, R. M. Camacho, Roadmap on integrated quantum photonics. *J. Phys. Photonics* **4**, 012501 (2022).
5. K. K. Mehta, C. Zhang, M. Malinowski, T.-L. Nguyen, M. Stadler, J. P. Home, Integrated optical multi-ion quantum logic. *Nature* **586**, 533–537 (2020).
6. R. J. Niffenegger, J. Stuart, C. Sorace-Agaskar, D. Kharas, S. Bramhavar, C. D. Bruzewicz, W. Loh, R. T. Maxson, R. McConnell, D. Reens, G. N. West, J. M. Sage, J. Chiaverini, Integrated multi-wavelength control of an ion qubit. *Nature* **586**, 538–542 (2020).
7. J. G. Hartnett, N. R. Nand, C. Lu, Ultra-low-phase-noise cryocooled microwave dielectric-sapphire-resonator oscillators. *Appl. Phys. Lett.* **100**, 183501 (2012).
8. T. M. Fortier, M. S. Kirchner, F. Quinlan, J. Taylor, J. Bergquist, T. Rosenband, N. Lemke, A. Ludlow, Y. Jiang, C. Oates, S. A. Diddams, Generation of ultrastable microwaves via optical frequency division. *Nat. Photonics* **5**, 425–429 (2011).
9. T. Nakamura, J. Davila-Rodriguez, H. Leopardi, J. A. Sherman, T. M. Fortier, X. Xie, J. C. Campbell, W. F. McGrew, X. Zhang, Y. S. Hassan, D. Nicolodi, K. Beloy, A. D. Ludlow, S. A. Diddams, F. Quinlan, Coherent optical clock down-conversion for microwave frequencies with 10^{-18} instability. *Science* **368**, 889–892 (2020).
10. W. Jin, Q.-F. Yang, L. Chang, B. Shen, H. Wang, M. A. Leal, L. Wu, M. Gao, A. Feshali, M. Paniccia, K. J. Vahala, J. E. Bowers, Hertz-linewidth semiconductor lasers using CMOS-ready ultra-high-Q microresonators. *Nat. Photonics* **15**, 346–353 (2021).
11. T. Komljenovic, M. Davenport, J. Hulme, A. Y. Liu, C. T. Santis, A. Spott, S. Srinivasan, E. J. Stanton, C. Zhang, J. E. Bowers, Heterogeneous silicon photonic integrated circuits. *J. Light. Technol.* **34**, 20–35 (2016).
12. Z. L. Newman, V. Maurice, T. Drake, J. R. Stone, T. C. Briles, D. T. Spencer, C. Fredrick, Q. Li, D. Westly, B. R. Ilic, B. Shen, M.-G. Suh, K. Y. Yang, C. Johnson, D. M. S. Johnson, L. Hollberg, K. J. Vahala, K. Srinivasan, S. A. Diddams, J. Kitching, S. B. Papp, M. T. Hummon, Architecture for the photonic integration of an optical atomic clock. *Optica* **6**, 680–685 (2019).
13. S. B. Papp, K. Beha, P. Del'Haye, F. Quinlan, H. Lee, K. J. Vahala, S. A. Diddams, Microresonator frequency comb optical clock. *Optica* **1**, 10–14 (2014).
14. X. Lu, G. Moille, A. Rao, D. A. Westly, K. Srinivasan, On-chip optical parametric oscillation into the visible: Generating red, orange, yellow, and green from a near-infrared pump. *Optica* **7**, 1417–1425 (2020).
15. J. Ling, J. Staffa, H. Wang, B. Shen, L. Chang, U. A. Javid, L. Wu, Z. Yuan, R. Lopez-Rios, M. Li, Y. He, B. Li, J. E. Bowers, K. J. Vahala, Q. Lin, Self-injection-locked second-harmonic integrated source. arXiv:2207.03071 (2022).
16. C. Ropp, A. Yulaev, D. Westly, G. Simelgor, V. Aksyuk, Meta-grating outcouplers for optimized beam shaping in the visible. *Opt. Express* **29**, 14789–14798 (2021).
17. W. R. McGehee, W. Zhu, D. S. Barker, D. Westly, A. Yulaev, N. Klimov, A. Agrawal, S. Eckel, V. Aksyuk, J. J. McClelland, Magneto-optical trapping using planar optics. *New J. Phys.* **23**, 013021 (2021).
18. R. Jones, P. Doussiere, J. B. Driscoll, W. Lin, H. Yu, Y. Akulova, T. Komljenovic, J. E. Bowers, Heterogeneously integrated inPv/silicon photonics: Fabricating fully functional transceivers. *IEEE Nanotechnol. Mag.* **13**, 17–26 (2019).
19. N. Margalit, C. Xiang, S. M. Bowers, A. Bjorlin, R. Blum, J. E. Bowers, Perspective on the future of silicon photonics and electronics. *Appl. Phys. Lett.* **118**, 220501 (2021).
20. C. Xiang, W. Jin, D. Huang, M. A. Tran, J. Guo, Y. Wan, W. Xie, G. Kurczveil, A. Netherton, D. Liang, H. Rong, J. E. Bowers, High-performance silicon photonics using heterogeneous integration. *IEEE J. Sel. Top. Quantum Electron.* **28**, 1–15 (2022).
21. D. J. Blumenthal, Photonic integration for UV to IR applications. *APL Photonics* **5**, 020903 (2020).
22. C. Xiang, W. Jin, J. E. Bowers, Silicon nitride passive and active photonic integrated circuits: Trends and prospects. *Photonics Res.* **10**, A82–A96 (2022).
23. C. Xiang, J. Guo, W. Jin, L. Wu, J. Peters, W. Xie, L. Chang, B. Shen, H. Wang, Q.-F. Yang, D. Kinghorn, M. Paniccia, K. J. Vahala, P. A. Morton, J. E. Bowers, High-performance lasers for fully integrated silicon nitride photonics. *Nat. Commun.* **12**, 6650 (2021).
24. C. Xiang, J. Liu, J. Guo, L. Chang, R. N. Wang, W. Weng, J. Peters, W. Xie, Z. Zhang, J. Riemensberger, J. Selvidge, T. J. Kippenberg, J. E. Bowers, Laser soliton microcombs heterogeneously integrated on silicon. *Science* **373**, 99–103 (2021).
25. K. Liu, N. Chauhan, J. Wang, A. Isichenko, G. M. Brodnik, P. A. Morton, R. O. Behunin, S. B. Papp, D. J. Blumenthal, 36 hz integrated linewidth laser based on a photonic integrated 4.0 m coil resonator. *Optica* **9**, 770–775 (2022).
26. B. Li, W. Jin, L. Wu, L. Chang, H. Wang, B. Shen, Z. Yuan, A. Feshali, M. Paniccia, K. J. Vahala, J. E. Bowers, Reaching fiber-laser coherence in integrated photonics. *Opt. Lett.* **46**, 5201–5204 (2021).
27. H. Lee, M.-G. Suh, T. Chen, J. Li, S. A. Diddams, K. J. Vahala, Spiral resonators for on-chip laser frequency stabilization. *Nat. Commun.* **4**, 2468 (2013).
28. P. Salzenstein, A. Kuna, L. Sojdr, J. Chauvin, Significant step in ultra-high stability quartz crystal oscillators. *Electron. Lett.* **46**, 1433–1434 (2010).
29. C. A. McLemore, N. Jin, M. Kelleher, J. P. Hendrie, D. Mason, Y. Luo, D. Lee, P. Rakich, S. A. Diddams, F. Quinlan, Thermal noise-limited laser stabilization to an 8 ml volume fabry-pérot reference cavity with microfabricated mirrors. arXiv:2203.15915 (2022).
30. N. Jin, C. A. McLemore, D. Mason, J. P. Hendrie, Y. Luo, M. L. Kelleher, P. Kharel, F. Quinlan, S. A. Diddams, P. T. Rakich, Micro-fabricated mirrors with finesse exceeding one million. *Optica* **9**, 965–970 (2022).
31. W. Zhang, L. Stern, D. Carlson, D. Bopp, Z. Newman, S. Kang, J. Kitching, S. B. Papp, Ultracompact narrow linewidth photonic-atomic laser. *Laser & Photonics Rev.* **14**, 1900293 (2020).
32. L. Stern, W. Zhang, L. Chang, J. Guo, C. Xiang, M. A. Tran, D. Huang, J. D. Peters, D. Kinghorn, J. E. Bowers, S. B. Papp, Ultra-precise optical-frequency stabilization with heterogeneous III-V/Si lasers. *Opt. Lett.* **45**, 5275–5278 (2020).
33. J. Davila-Rodriguez, F. N. Baynes, A. D. Ludlow, Y. M. Fortier, H. Leopardi, S. A. Diddams, F. Quinlan, Compact, thermal-noise-limited reference cavity for ultra-low-noise microwave generation. *Opt. Lett.* **42**, 1277–1280 (2017).
34. A. Didier, J. Millo, B. Marechal, C. Rocher, E. Rubiola, R. Lecomte, M. Ouisse, J. Delporte, C. Lacroûte, Y. Kersalé, Ultracompact reference ultralow expansion glass cavity. *Appl. Optics* **57**, 6470–6473 (2018).
35. D. R. Leibbrandt, M. J. Thorpe, M. Notcutt, R. E. Drullinger, T. Rosenband, J. C. Bergquist, Spherical reference cavities for frequency stabilization of lasers in non-laboratory environments. *Opt. Express* **19**, 3471–3482 (2011).
36. S. Webster, P. Gill, Force-insensitive optical cavity. *Opt. Lett.* **36**, 3572–3574 (2011).
37. C. Xiang, W. Jin, J. Guo, J. D. Peters, M. Kennedy, J. Selvidge, P. A. Morton, J. E. Bowers, Narrow-linewidth III-V/Si/Si₃N₄ laser using multilayer heterogeneous integration. *Optica* **7**, 20–21 (2020).
38. M. A. Tran, D. Huang, J. E. Bowers, Tutorial on narrow linewidth tunable semiconductor lasers using Si/III-V heterogeneous integration. *APL Photonics* **4**, 111101 (2019).
39. N. M. Kondratiev, V. E. Lobanov, A. V. Cherenkov, A. S. Voloshin, N. G. Pavlov, S. Koptyaev, M. L. Gorodetsky, Self-injection locking of a laser diode to a high-q wgm microresonator. *Opt. Express* **25**, 28167–28178 (2017).
40. A. Savchenkov, S. Williams, A. Matsko, On stiffness of optical self-injection locking. *Photonics* **5**, 43 (2018).
41. W. Liang, V. S. Ilchenko, D. Eliyahu, A. A. Savchenkov, A. B. Matsko, D. Seidel, L. Maleki, Ultralow noise miniature external cavity semiconductor laser. *Nat. Commun.* **6**, 7371 (2015).
42. E. D. Black, An introduction to pound-drever-hall laser frequency stabilization. *Am. J. Phys.* **69**, 79–87 (2001).
43. L. Chen, J. L. Hall, J. Ye, T. Yang, E. Zang, T. Li, Vibration-induced elastic deformation of Fabry-Perot cavities. *Phys. Rev. A* **74**, 053801 (2006).
44. A. Van der Ziel, Unified presentation of 1/f noise in electron devices: Fundamental 1/f noise sources. *Proc. IEEE* **76**, 233–258 (1988).
45. M. Endo, T. R. Schibli, Residual phase noise suppression for Pound-Drever-Hall cavity stabilization with an electro-optic modulator. *OSA Continuum* **1**, 116–123 (2018).
46. F. Quinlan, T. M. Fortier, H. Jiang, A. Hati, C. Nelson, Y. Fu, J. C. Campbell, S. A. Diddams, Exploiting shot noise correlations in the photodetection of ultrashort optical pulse trains. *Nat. Photonics* **7**, 290–293 (2013).
47. G. Di Domenico, S. Schilt, P. Thomann, Simple approach to the relation between laser frequency noise and laser line shape. *Appl. Optics* **49**, 4801–4807 (2010).
48. D. R. Hjelme, A. R. Mickelson, R. G. Beausoleil, Semiconductor laser stabilization by external optical feedback. *IEEE J. Quantum Electron.* **27**, 352–372 (1991).
49. G. M. Brodnik, M. W. Harrington, J. H. Dallyn, D. Bose, W. Zhang, L. Stern, P. A. Morton, R. O. Behunin, S. B. Papp, D. J. Blumenthal, Optically synchronized fibre links using spectrally pure chip-scale lasers. *Nat. Photonics* **15**, 588–593 (2021).
50. W. Loh, J. Stuart, D. Reens, C. D. Bruzewicz, D. Braje, J. Chiaverini, P. W. Juodawlkis, J. M. Sage, R. McConnell, Operation of an optical atomic clock with a brillouin laser subsystem. *Nature* **588**, 244–249 (2020).
51. J. Alnis, A. Schliesser, C. Y. Wang, J. Hofer, T. J. Kippenberg, T. Hänsch, Thermal-noise-limited crystalline whispering-gallery-mode resonator for laser stabilization. *Phys. Rev. A* **84**, 011804 (2011).
52. M. L. Davenport, S. Skendžić, N. Volet, J. C. Hulme, M. J. R. Heck, J. E. Bowers, Heterogeneous silicon/iii-v semiconductor optical amplifiers. *IEEE J. Sel. Top. Quantum Electron.* **22**, 78–88 (2016).
53. G. Lihachev, J. Riemensberger, W. Weng, J. Liu, H. Tian, A. Siddharth, V. Snigirev, V. Shadymov, A. Voloshin, R. N. Wang, J. He, S. A. Bhavé, T. J. Kippenberg, Low-noise frequency-agile photonic integrated lasers for coherent ranging. *Nat. Commun.* **13**, 3522 (2022).

54. W. Xie, T. Komljenovic, J. Huang, M. Tran, M. Davenport, A. Torres, P. Pintus, J. Bowers, Heterogeneous silicon photonics sensing for autonomous cars. *Opt. Express* **27**, 3642–3663 (2019).
55. R. Boudot, J. P. McGilligan, K. R. Moore, V. Maurice, G. D. Martinez, A. Hansen, E. de Clercq, J. Kitching, Enhanced observation time of magneto-optical traps using micro-machined non-evaporable getter pumps. *Sci. Rep.* **10**, 16590 (2020).
56. M. J. Thorpe, D. R. Leibrandt, T. M. Fortier, T. Rosenband, Measurement and real-time cancellation of vibration-induced phase noise in a cavity-stabilized laser. *Opt. Express* **18**, 18744–18751 (2010).
57. D. R. Leibrandt, J. C. Bergquist, T. Rosenband, Cavity-stabilized laser with acceleration sensitivity below 10^{-12}g^{-1} . *Phys. Rev. A* **87**, 023829 (2013).
58. W. Jin, D. D. John, J. F. Bauters, T. Bosch, B. J. Thibeault, J. E. Bowers, Deuterated silicon dioxide for heterogeneous integration of ultra-low-loss waveguides. *Opt. Lett.* **45**, 3340–3343 (2020).
59. W. F. McGrew, X. Zhang, R. J. Fasano, S. A. Schäffer, K. Beloy, D. Nicolodi, R. Brown, N. Hinkley, G. Milani, M. Schioppo, T. H. Yoon, A. D. Ludlow, Atomic clock performance enabling geodesy below the centimetre level. *Nature* **564**, 87–90 (2018).

Acknowledgments: We thank A. Ludlow's group (NIST-Boulder) for stable Ytterbium laser reference light; P. Morton (Morton Photonics), J. Peters (UCSB), and D. Kinghorn (Pro Precision Process) for contributions in the design, fabrication, and packaging of the E-DBR laser; and M. Boyd (Vector Atomic) for discussions on optical clocks. Commercial equipment is identified

for scientific clarity only and does not represent an endorsement by NIST. **Funding:** This research was supported by DARPA GRYPHON, LUMOS, and APHI contracts HR0011-22-2-0009, HR0011-20-2-0044, and FA9453-19-C-0029 and the NIST on a Chip (NOAC) program.

Author contributions: J.E.B., F.Q., and S.A.D. conceived the idea for the project. J.G. and C.A.M. performed the PDH locking experiment and analyzed the data, with assistance from D.L., M.K., and F.Q. L.C. provided logistical support. J.G., C.X., and L.W. performed the self-injection locking experiments with the different FSR Si_3N_4 resonators. C.X. designed and fabricated the E-DBR laser. W.J., A.F., and M.P. provided the Si_3N_4 resonators. N.J. and D.M. designed and fabricated the micromirrors. C.A.M. designed and built the μ -FP cavity. J.G. and C.A.M. wrote the manuscript, with input from the other authors. P.T.R., K.J.V., S.A.D., F.Q., and J.E.B. supervised the project. **Competing interests:** J.G., C.A.M., C.X., W.J., L.C., P.T.R., K.J.V., S.A.D., F.Q., and J.E.B. are coinventors on a provisional patent filed by California Institute of Technology (no. 63/299,365, filed 13 January 2022). J.E.B. is a cofounder of Nexus Photonics and Quintessent, which are involved in silicon photonics. The other authors declare that they have no competing interests. **Data and materials availability:** All data needed to evaluate the conclusions in the paper are present in the paper. The datasets needed to reproduce the figures are available through Zenodo at <https://doi.org/10.5281/zenodo.7017846>.

Submitted 7 March 2022

Accepted 8 September 2022

Published 28 October 2022

10.1126/sciadv.abp9006